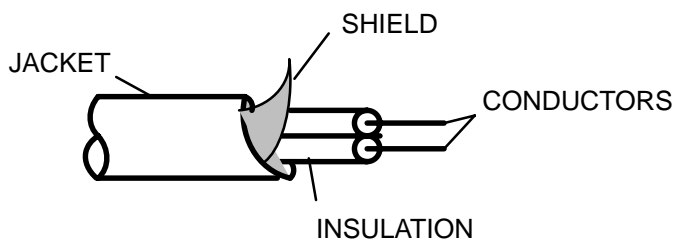


### CONNECTING YOUR DEVICES TO A SHURE MIXER

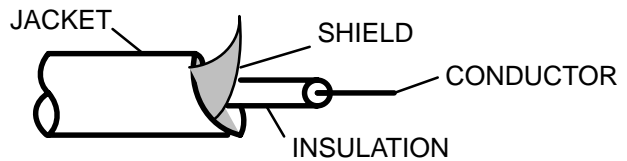
The variety of connectors on audio equipment sometimes leads to confusion in wiring. The diagrams below provide wiring recommendations for most common cables.

**NOTE:** XLR pin 1 is *always* connected to cable shield.

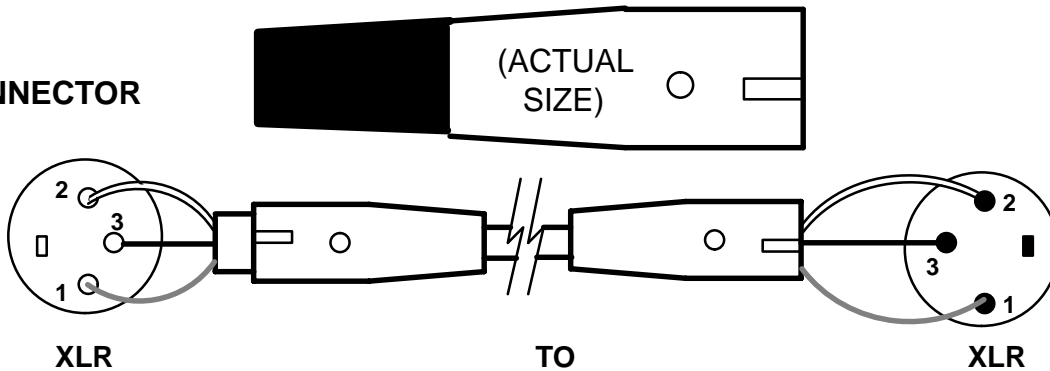
#### BALANCED CABLE



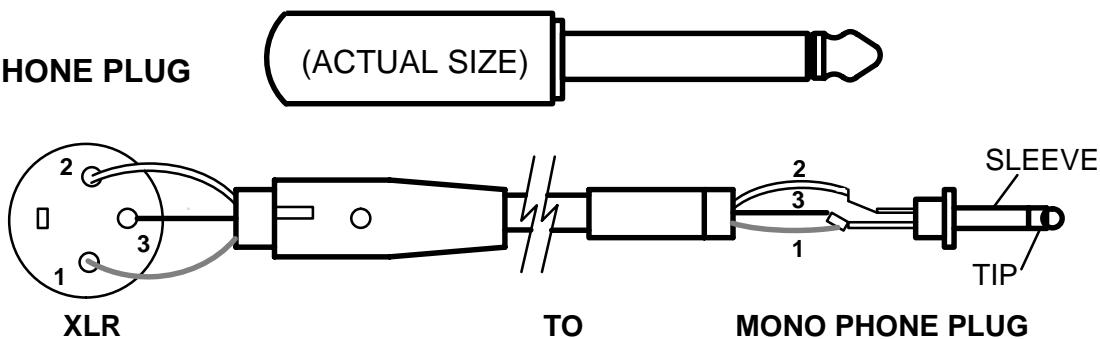
#### UNBALANCED CABLE



#### XLR CONNECTOR

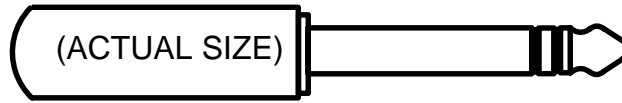


#### MONO PHONE PLUG



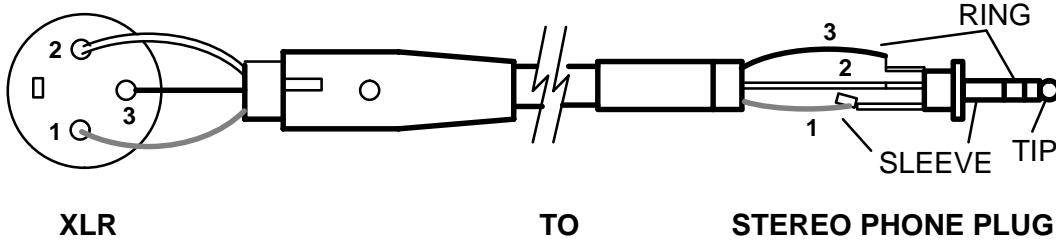
---

**STEREO PHONE PLUG**



(ACTUAL SIZE)

**(USED AS BALANCED  
LINE CONNECTION)**



XLR

TO

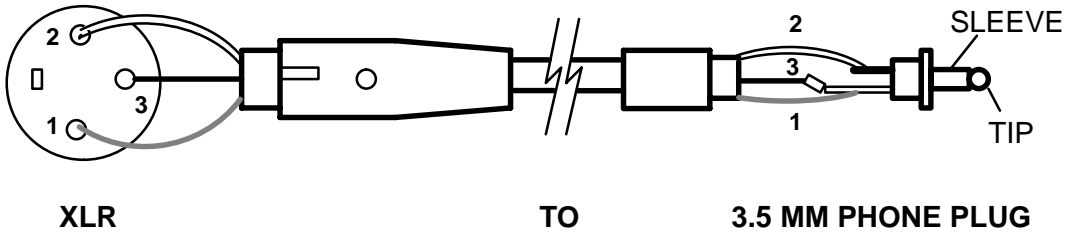
STEREO PHONE PLUG

---

**3.5 MM (MINI) PHONE PLUG**



(ACTUAL SIZE)



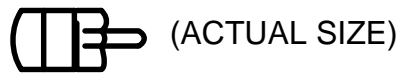
XLR

TO

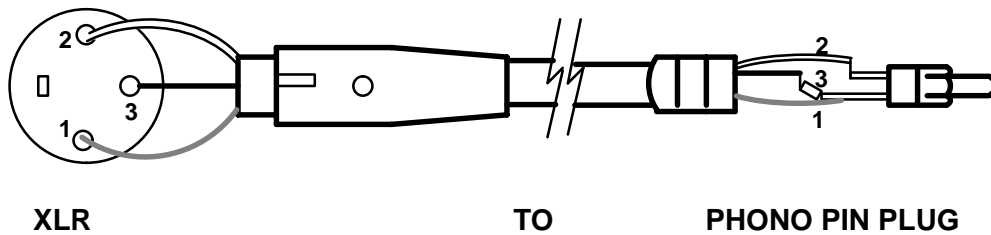
3.5 MM PHONE PLUG

---

**PHONO PIN (RCA) PLUG**



(ACTUAL SIZE)



XLR

TO

PHONO PIN PLUG

---

**SHURE®**

SHURE Incorporated Web Address: <http://www.shure.com>  
222 Hartrey Avenue, Evanston, IL 60202-3696, U.S.A.  
Phone: 847-866-2200 Fax: 847-866-2279  
In Europe, Phone: 49-7131-72140 Fax: 49-7131-721414  
In Asia, Phone: 852-2893-4290 Fax: 852-2893-4055  
Elsewhere, Phone: 847-866-2200 Fax: 847-866-2585